

RS PRO P1 flat S

Neutral white

EAN 4007841 069674

Article number 069674



LED

36 years (Ø 4,5h / day)



indoor



high frequency sensor 360°



max. 8 m



2 - 2000 lux



networkable via cable



manual override



Light source not exchangeable



Control gear not exchangeable



IP54

Function description

Circular classic. Perfect shape. Perfect efficiency. The perfect switched indoor light. The RS PRO P1 flat S integrates harmoniously into corridors, hallways and stairwells. It combines timeless design and extremely easy installation with pioneering technology and unbeatable efficiency. High-precision 360° HF sensor for reliable detection (8 m reach). In addition, two metal discs are always included to further limit the sensor in certain directions. As many as ten lights can be interconnected by cable. Output: 9,4 W with 965 lm, 4000 K.

Technical specifications

Dimensions (Ø x H)	272 x 64 mm
With lamp	Yes, STEINEL LED system
With motion detector	Yes
Manufacturer's Warranty	5 years
Version	Neutral white
PU1, EAN	4007841069674
Colour	white
Installation site	wall, ceiling
Installation	Ceiling
Impact resistance	IK03
IP-rating	IP54
Protection class	II
Ambient temperature	from -10 up to 40 °C
Housing material	Plastic
Cover material	Plastic, opal
Mains power supply	220 – 240 V / 50 – 60 Hz

Basic light level function	Yes
Basic light level function time	10/30 min, all night
Main light adjustable	No
Interconnection	Yes
Interconnection via	Cable
Lifetime LED according to IEC-62717 (L70)	100.000 h
Lifetime LED according to IEC-62717 (L80)	73.000 h
Lebensdauer LED nach IES TM-21 (L70)	>60.000 h
Lifetime LED according to IES TM-21 (L80)	>60.000 h
Fuse protection B10	54
Fuse protection B16	87
Fuse protection C10	90
Fuse protection C16	145
Fluorescent lamps, electronic ballast	400 W

RS PRO P1 flat S

Neutral white

EAN 4007841 069674

Article number 069674



Technical specifications

Mounting height max.	4,00 m
Electronic scalability	Yes
Mechanical scalability	No
Reach, radial	Ø 8 m (50 m ²)
Reach, tangential	Ø 8 m (50 m ²)
Luminous flux total product	965 lm
Total product efficiency	103 lm/W
Colour temperature	4000 K
Lamp	LED cannot be replaced
Base	without
LED cooling system	Passive Thermo Control
Soft light start	Yes
Continuous light	selectable, 4h
Twilight setting	2 – 2000 lx
Time setting	5 s – 15 Min.

Fluorescent lamps, uncorrected	400 VA
Fluorescent lamps, series-corrected	400 VA
Fluorescent lamps, parallel-corrected	400 VA
Switching output 1, low-voltage halogen lamps	800 VA
LED lamps < 2 W	16 W
LED lamps > 8 W	64 W
LED lamps > 2 W < 8 W	64 W
Capacitive load in µF	88 µF
Basic light level function in per cent	10 %
Output	9,4 W
Colour Rendering Index CRI	= 82
Photobiological safety in accordance with EN 62471	RG1
Starting current, maximum	13 A
IP-rating, ceiling	IP54
Detection angle	360 °
Product category	Sensor-switched LED indoor light

RS PRO P1 flat S

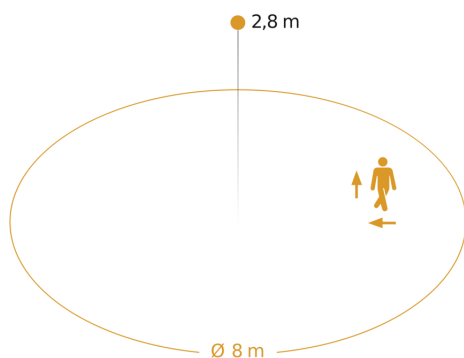
Neutral white

EAN 4007841 069674

Article number 069674

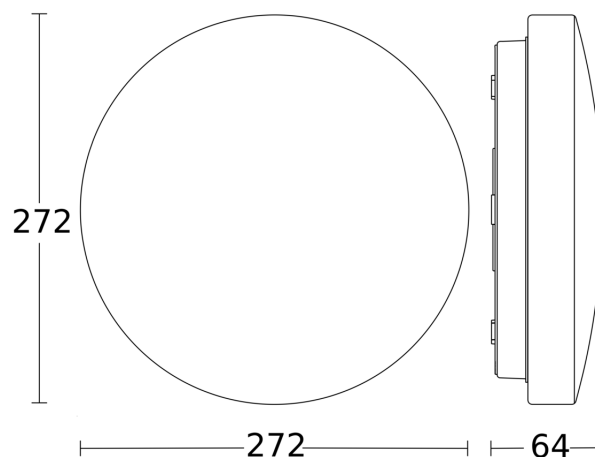


Detection Zone

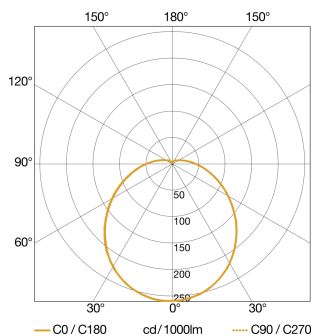


Possible mounting height: 2,00 m – 4,00 m
Orange: radial and tangential

Dimension Drawing

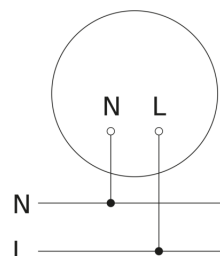


Light Distribution Curve



Output	9,4 W
With lamp	Yes, STEINEL LED system
Lamp	LED cannot be replaced
Measured luminous flux (360°)	965 lm
Colour temperature	4000 K
LED life expectancy (max. °C)	60000 h
LED cooling system	Passive Thermo Control

Master circuit diagram



RS PRO P1 flat S

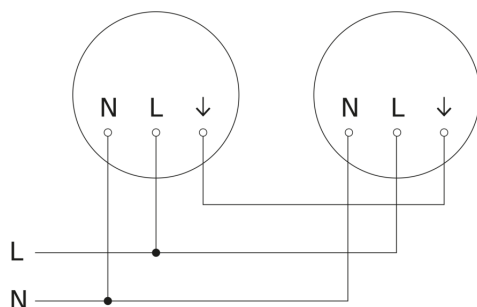
Neutral white

EAN 4007841 069674

Article number 069674



Master/master interconnection circuit diagram



Master/slave interconnection circuit diagram

